

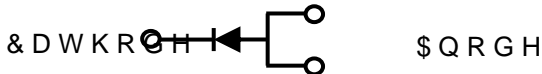
7UHQFK 026 %DUULHU 6FKRWWN\ 5H

)HDWXUHV

‡ \$GYDQWUHQFK WHFKQRORJ\
‡ /RZRUZVROWDJH GURS
‡ /RZRZURVVHV
‡ +LJHILFLHQF\ RSHUDWLRQ
‡ /HDGH)HLQLVK &RPSOLDQW

\$SSOLFDFWLRQV

‡ '& '& &RQYHUWHUV
‡ \$\$& '\$GDSWRUV
‡ 6ZLWFKRZHSXSSOLHV
‡ )UHHZKHHLRGLQJ



0D[LPXP UDWLQJV DQG HOHFWULFDJ& FXODDWHVHUQRVWHIGFV

Table with 4 main columns: 3DUDPHWHU, 6\PERO, /LPLW, 8QLW. It contains multiple rows of data including alphanumeric strings and numerical values like 9550, \$9, \$60, WR, 7<3, 0\$, 9, X\$, P\$.

1RWHV

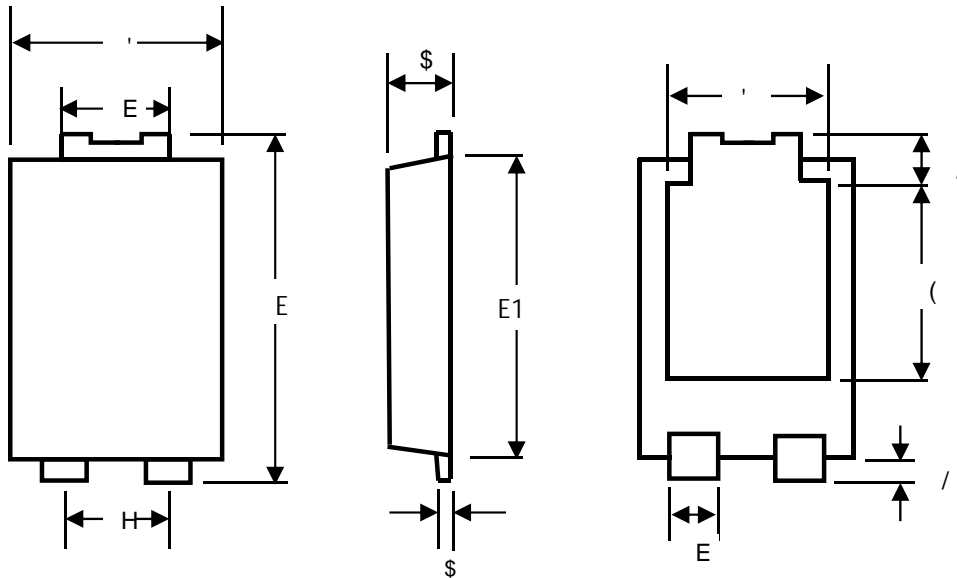
3XOVH WHVVSXOVH ZLGWK GXW\ F\FOH
3XOVH WHVW 3XOPH ZLGWK 0

**RATINGS AND CHARACTERISTICS CURVES (TA = 25 °C unless otherwise noted)**



3 \$ & . \$ \* ( 287 / , 1 ( ' , 0 ( 16 , 2 16

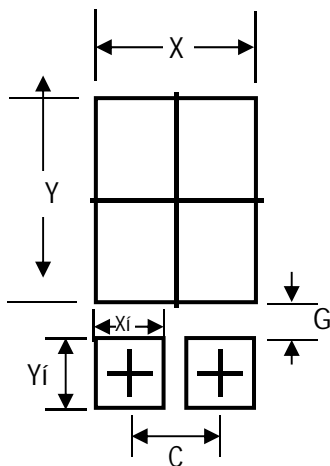
72



72 0 H F K D Q L F W D

81,7		\$	\$	E	E	'	'	(	(	(	/	/
PP	PD[											
	PLQ											
PLO	PD[											
	PLQ											

72 6 X J J H V W D H G \ R X W

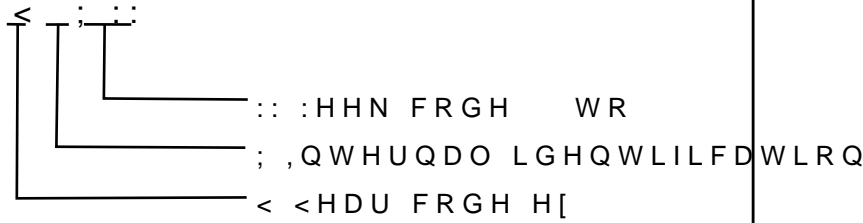


81,7		&	*	;	;	<	<
PP	PLQ						
PLO	PLQ						

0DUNLQJ ,QIRUPDWLRQ

3URGXFW PRGHO 57631UU613  
WR DV

3' & LQIRUPDWLRQ



3DFNDJLQJ ,QIRUPDWLRQ

5HHO 'LPHQVLRQV

