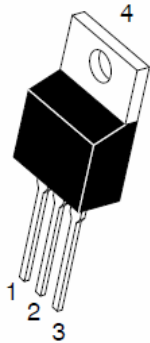
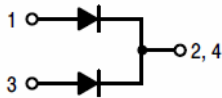



7 UHQFK 026 %DUULHU 6FKRWWN\ 5H

TO-220AB
TSR40L OCT



ITO-220AB
TSR40L OCTF



Features

- ‡ \$GYDQWUHQFK WHFKQRORJ\
- ‡ /RZRZDWRGWDJH GURS
- ‡ /RZRZDWRVVHV
- ‡ +LJKILFLHQF\ RSHUDWLRO
- ‡ /HDGH)HLQLVK &R#6OLDQW

Applications

- ‡ '&' &RQYHUWHUV
- ‡ \$&'&GDSWRUV
- ‡ 6ZLWFKRZDIXSSOLHV
- ‡)UHHZKH)HLQLVK

Maximum ratings and electrical characteristics (T_J = 25°C unless otherwise noted)

3DUDPHWHU	6\PERO	/LPLW	8QLW
0D[LPXPHSHVSHUNYHYURQHW DJH	9550	2	9
0D[LPXPHYHURJHZDUG UFKUWHIHWG GHYLFH SHGLRGH	,) \$9		\$
3HDN IRVZDUEBUUHQW VLKDDHQH ZDYH VXSHULPSRVHGRFSGUJDRVHG	,)60		\$
2SHUDMXQDQDQWRUDJH WHPSHUDW XUH 0DQJH WR			
7\SLFVQKUPDO USHVULVQHDQFH	72 \$% ,72 \$%	5\$-&	f& : f& :

,QVWDQWDQHRRQWRUJZDUG
SHGLRGH

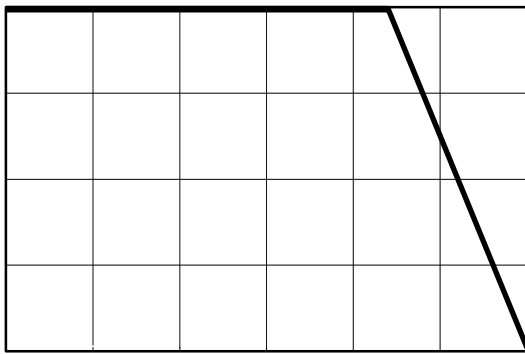
9)

9

7- •1

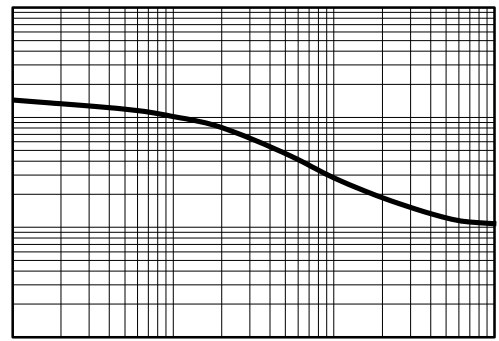
1RWHV
3XOVH WHVW3XOVH ZLGWK GXW\ F\FOH
3XOVH WHVW 3XOPVH ZLGWK 0

RATINGS AND CHARACTERISTICS CURVES (TA = 25 °C unless otherwise noted)



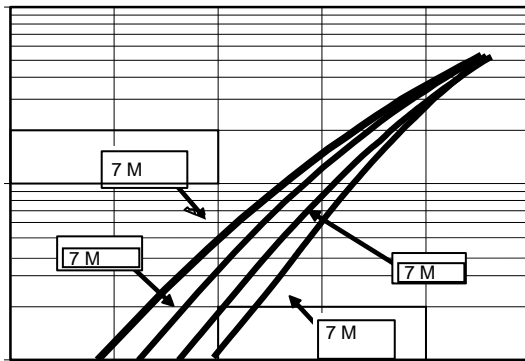
7F & DVH 7&HPS

Figure1: Current Derating, Case




5HYHUVH 9ROWDJH

Figure2: Typical Junction Capacitance



91 ,QVWDQWDQHRXV)RUZDUG 9ROWDJH P9

&]P μCE Ç %W } CE Ás CE š P



95 5HYHUVH 9ROWDJH 9ROWV

&]P μCE Ç %W } CE Ás CE š P

PACKAGE OUTLINE DIMENSIONS



- ①: &RPSDQ\ V WUDGHPDUN
- ② 3 URGXFW 76543210 & 7 or TSR40L200CTF
- ③ 3' & LQIRUPDWLRQ



060Q

TSR40 / 2 00T TSR40 / 2 00T