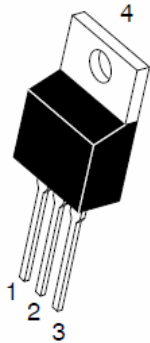
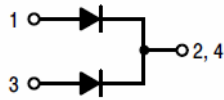


TO-220AB  
TSR / & 7



ITO-220AB  
TSR / & F



### Features

- ‡ \$GYDQWFUHGQFK WHFKQRORJ\
- ‡ /RZRUZDYGWDJH GURS
- ‡ /RZRZDURVVHV
- ‡ +LJHILFLHQF\ RSHUDWLRQ
- ‡ /HDGH)HLQLVK &RPSOLDQW

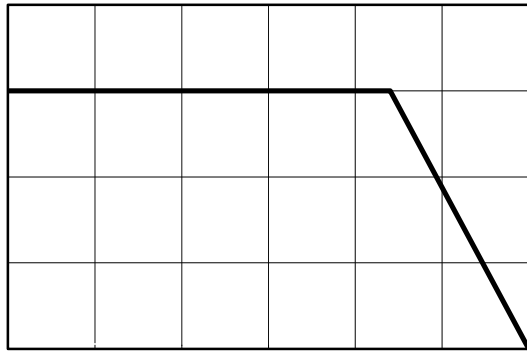
### Applications

- ‡ '&' & RQYHUWHUV
- ‡ \$&' & GDSWRUV
- ‡ 6ZLWFKRQHXSSOLHV
- ‡ )UHHZKH'HLQGHV

Maximum ratings and electrical characteristics (T<sub>J</sub> = 25°C unless



## RATINGS AND CHARACTERISTICS CURVES



7 F & D V H<sup>R</sup> & 7 H P S

Figure1: Current Derating, Case

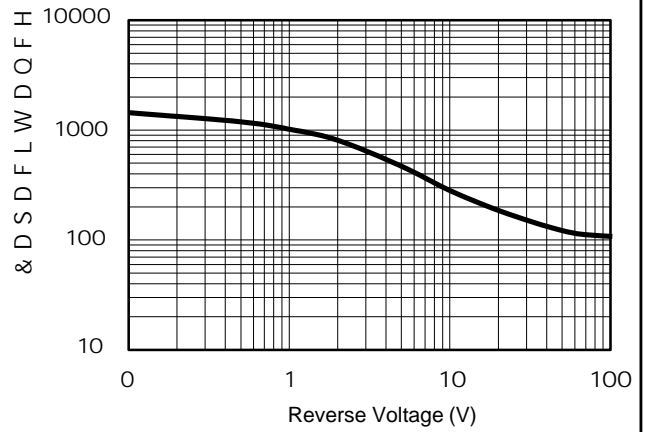
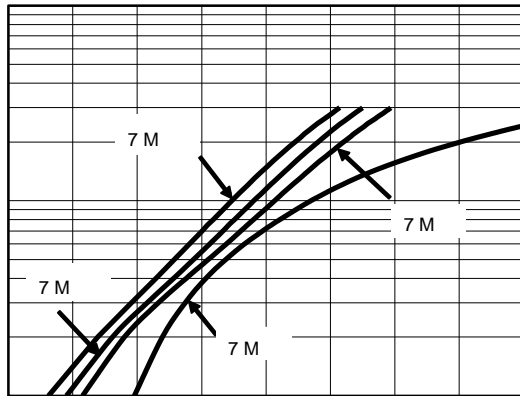



Figure2: Typical Junction Capacitance



9 I , Q V W D Q W D Q H R X V ) R U Z D U G

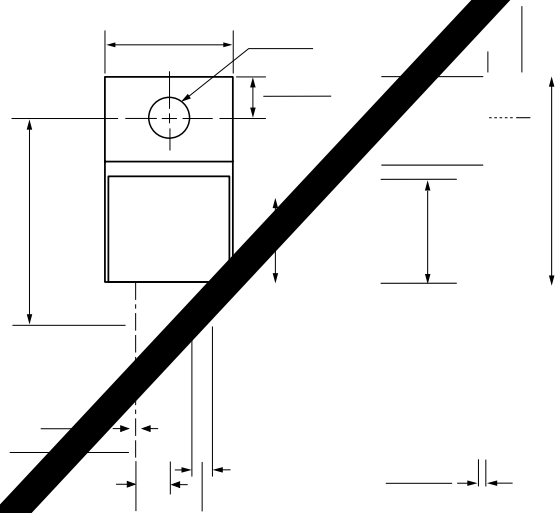
Figure3: Typical Forward Voltage



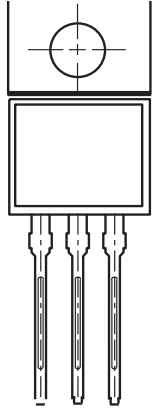
9 R O W D J H 9 5 9 5 H Y H U V H 9 R O W D J H 9 R O W V

Figure4: Typical Reverse Current

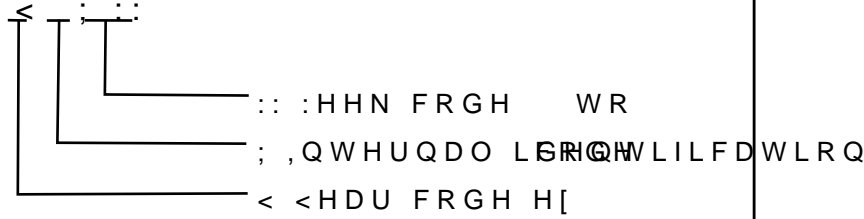
PACKAGE OUTLINE DIMENSIONS 51185 1388885 I585 1085 ^ Š OE (0 ‡



**Marking Information**




: &RPSDQ\ V WUDGHPDUN  
 3URGXFW 765 &7) RU 765 &7)  
 3'& LQIRUPDWLRQ



**Packaging Information**

7XEH 'LPHQVLRQV



,QVLGH %R[

2XWVLGH %R[

**Packaging Information**

12	81,	7XEH 'LPHQVLRQV			,QVLGH %R[			2XWVLGH %R[		
6LH	PP	\$	%	&	/	:	+	/	:	+
47<	3&6	3&6 7XEH			6PDO SHFWDJH3&6 WXEORWDO			3&6 FDUERGLWRWDO		
1RWH		7ROHUDQFHPP"PP			PP"PP			PP"PP		