
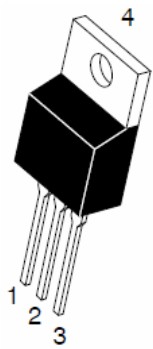




ky Rectifier

TO-220
TSR



- Advanced trench technology
- Low forward voltage drop
- Low power losses
- High efficiency operation
- Lead Free Finish, RoHS Compliant

Applications

- DC/DC Converters
- AC/DC Adaptors
- Switching Power Supplies
- Freewheeling Diodes

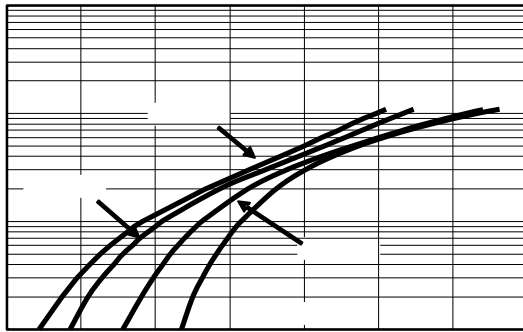
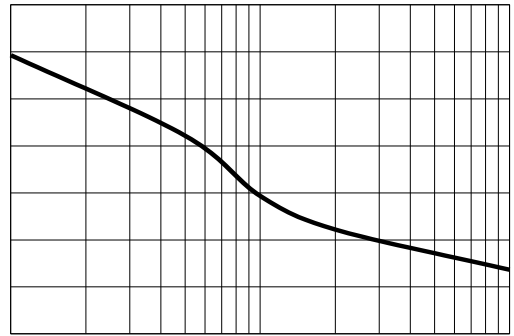
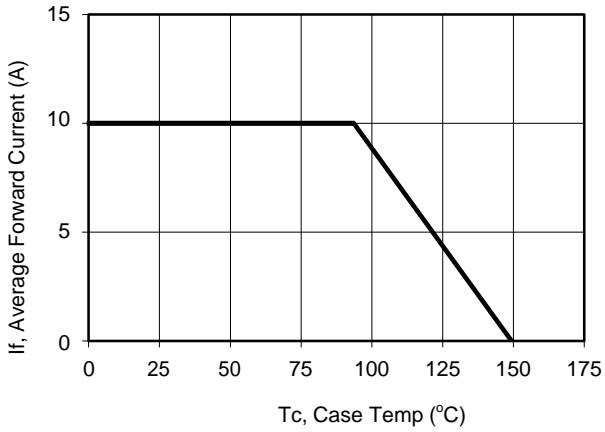
Maximum ratings and electrical characteristics (TJ = 25°C unless otherwise noted)

Parameter		Symbol	Limit		Unit
Maximum repetitive peak reverse voltage		VRRM	100		V
Maximum average forward rectified current	per device	IF(AV)	10		A
Peak forward surge current 8.3 ms single half sine- wave superimposed on rated load per diode		IFSM	10		A
Operating junction and storage temperature range		TJ, TSTG	-55 to +150		
Typical thermal resistance per leg		TO-220AB	2		°C/W
		ITO-220AB	4		°C/W
Instantaneous forward voltage per diode			TYP.	MAX.	V
	IF=3A	TJ=25°C	0.45		
	IF=3A	TJ=125°C	0.39		
	IF=10A	TJ=25°C			
			0.55		
Instantaneous reverse current per diode at rated reverse voltage		TJ=25°C	50		uA
		TJ=125°C	5	-	mA

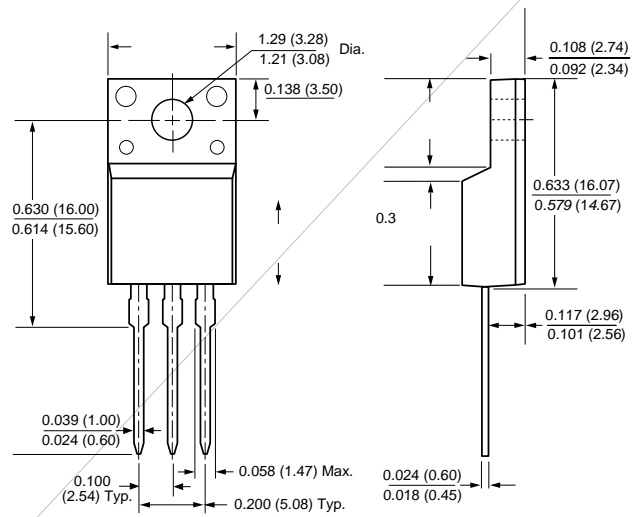
Notes:
 (1) Pulse test: 300 μs pulse width, 1 % duty cycle
 (2) Pulse test: Pulse width ≦ 40 ms



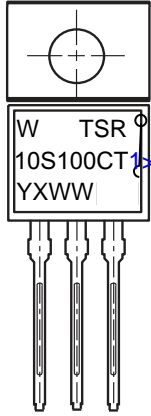
RATINGS AND CHARACTERISTICS CURVES (TA = 25 °C unless otherwise noted)



PACKAGE OUTLINE DIMENSIONS



Marking Information



- ① W : Company's trademark
- ② Product model : TSR10S100CT or TSR10S100CTF
- ③ PDC information

Y X WW


WW:Week code(01 to 53)

X:Internal identification code

Y:Year code(ex:0=2020)

Packaging Information

1.Tube Dimensions



2.Inside Box

3.Outside Box

Packaging Information

NO	UNIT	Tube Dimensions			Inside Box			Outside Box		
		A	B	C	L1	W1	H1	L2	W2	H2
Size	mm	530	7	33	570	46	150	590	260	180
QTY	PCS	50PCS/Tube			Smallest package,1000PCS, 20 tube in total			5,000PCS/carton,5 boxes in total		
Note	Tolerance 20mm,±3mm; 21-100mm,±5mm; 101-500mm,±10mm									