

7UHQFK 026 %DUULHU 6FKRWWN\ 5H

DO-201AD

76\$ 9



Cathode Anode

Features

- ‡ \$GYDQWUHQFK WHFKQRORJ\
- ‡ /RZRZUZYRQWDJH GURS
- ‡ /RZRZUZYRQVHV
- ‡ +LJHILFLHQF\ RSHUDWLRO
- ‡ /HDGH)HLQLVK &R#6OLDQW

Applications

- ‡ '&' &RQYHUWHUV
- ‡ \$&'&GDSWRUV
- ‡ 6ZLWFKRZHXSSOLHV
- ‡)UHHZKH'HLRQJ

Maximum ratings and electrical characteristics (T_J = 25°C unless otherwise noted)

3DUDPHWHU		6\PERO	/LPLW	8QLW
0D[LPHSHVSHUNYHYURQWDJH		9550		9
0D[LPHYHURJHZDUG UFKJWHIQWG		,) \$9		\$
3HDN IRVZDUEBUHQW VLQDQHQZDYH VXSHULP&QDHYRQSHGLRGH		,) 60		\$
2SHUDMXQDQCRQWRUDJH WDESHUDW		X0H 767	WR	f &
7\SLFDO WIKWUWVDOHFJ		'2 \$'	5\$-&	f & :
,QVWDQWDQHRROWRUJZDUG SHGLRGH	,) \$	7- f &	7 < 3	0\$;
	,) \$	7- f &		
	,) \$	7- f &		
	,) \$	7- f &		
,QVWDQWDQHRXUUSHQWIRQW UDWHYHYURQWDJH	7- f &	,5		X\$
	7- f &			P\$

1RWHV

3XOVH WHVVSXOVH ZLGWK GXW\F\FOH

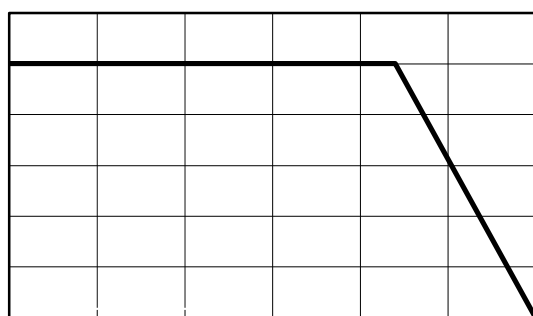
3XOVH WHVW 3XOPWH ZLGWK 0

RATINGS AND CHARACTERISTICS CURVES

7\$

f & XQOHVQRWKBUZLVH

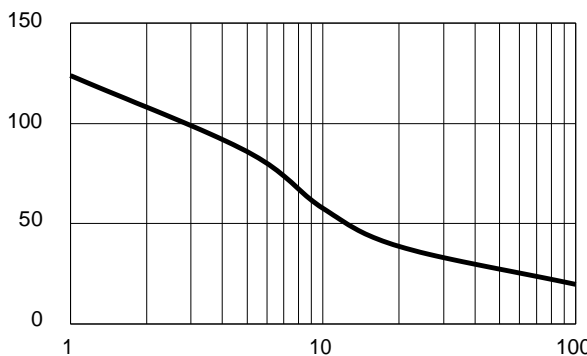
, I \$ Y H U D R H J Z D X K G J U H \$ Q W



7F & DVH 7&HPS

Current Derating, Case

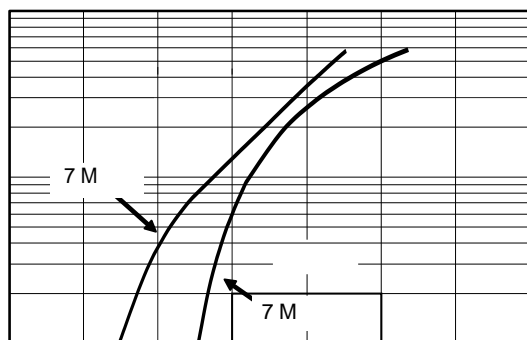
3 H D Y R U Z D X K G J U H \$ Q W



Number of Cycles at 60 Hz

Maximum Repetitive Surge Current


, I , Q V W D Q W D R Q H Z B X X K G J U H \$ Q W



9I , QVWDQWDQHRXV)RUZDUG 9ROWDJH P9

Typical Forward Voltage

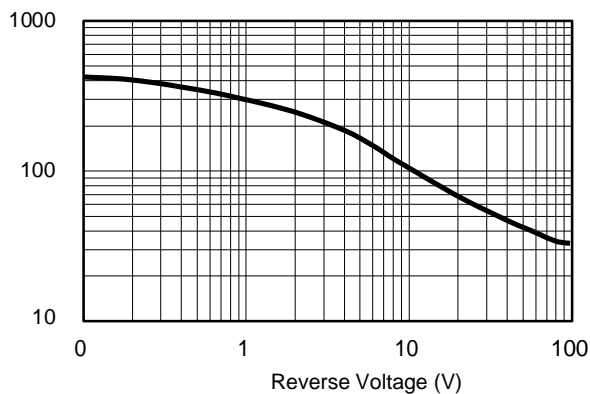
, U5 H Y H U X H J U H K \$ W



95 5HYHUVH 9ROWDJH 9ROWV

Typical Reverse Current

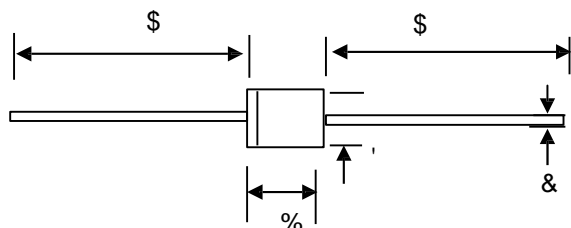
& D S D F L W S D Q F H



Typical Junction Capacitance

PACKAGE OUTLINE DIMENSIONS

DO-201AD

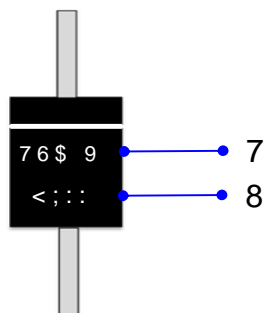


'2 \$' PHFKD QLFWD

81,7		\$	%	C	'
PP	PD[1.4	
	PLQ			1.1	
PLO	PD[5.1	
	PLQ				

0DUNLQJ ,QIRUPDWLRQ


&DWKRGH



\$QRGH

73URGXFW 76\$ 9

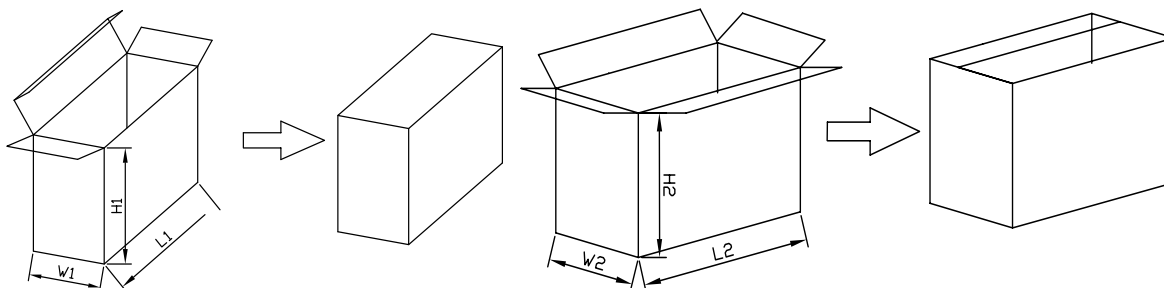
83' & LQIRUPDWLRQ



3DFNDJLQJ ,QIRUPDWLRQ

,QVLGH %R[

2XWVLGH %R[



3DFNDJLQJ ,QIRUPDWLRQ

12	81, 7	,QVLGH %R[2XWVLGH %R[
		/	:	+	/	:	+
6L]H	PP						
47<	3&6	6PDO SDVWDJH3&6FDUWRQ			3&6 FDUWRQLWRWDO		
1RW	7ROHUDQFH	PP" PP		PP" PP	PP" PP		