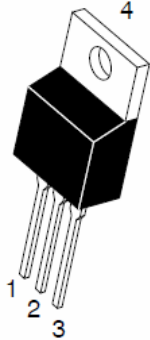
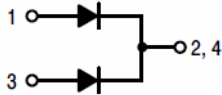


7 UHQFK 026 %DUULHULB BKRWVN\ 5H

TO-220AB
TSR20S100CT



ITO-220AB
TSR20S100CTF



Features

- ‡ \$GYDQWUHQFK WHFKQRORJ\
- ‡ /RZRUZDYGWDJH GURS
- ‡ /RZRZURVVHV
- ‡ +LJKILFLHQF\ RSHUDWLRO
- ‡ /HDGH)HLQLVK &R#6OLDQW

Applications

- ‡ '&' &RQYHUWHUV
- ‡ \$&'&GDSWRUV
- ‡ 6ZLWFKRZHXSSOLHV
- ‡)UHHZKH'HLRGLJ

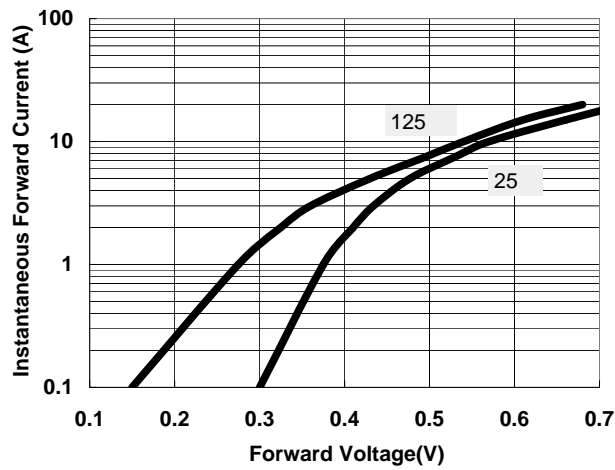
Maximum ratings and electrical characteristics (T_J = 25°C unless otherwise noted)

3DUDPHWHU	6\PERO	/LPLW	8QLW
0D[LPXPHSHVSHUNYHYURQHW DJH	9550		9
0D[LPXPHYUDRJRZDUG UFXJWHHJWGS GHYLFH SHGLRGH	,) \$9		\$
3HDN IRVZDUEBUUHQW VLKDDH QH ZDYH VXSHULPSRVHGRFSGUJDRVHG	,)60		\$
2SHUDMXQEDVLRQWRUDJH WHPSHUDW XOH 060JH 0WR			
7\SLFVJCHUPDO USHVULVQHDQFH	72 \$% ,72 \$%		f& : f& :
		7<3	0\$;
,QVWDQWDQHRR0WRDUZDUG SHGLRGH	,) \$,) \$		9)
	,) \$		
	,) \$		9
,QVWDQWDQHRXVUSHQWRDWH UDWHYHYURQHW DJH	7- f& 7- f&		,5
1RWHV			
3XOVH WHVVSXOVH ZLGWK GXW\F\FOH			
3XOVH WHVW 3XOPVH ZLGWK 0			

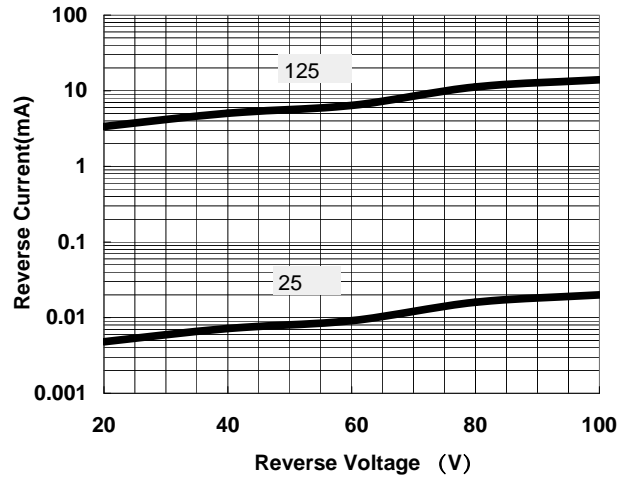
RATINGS AND CHARACTERISTICS CURVES

7\$

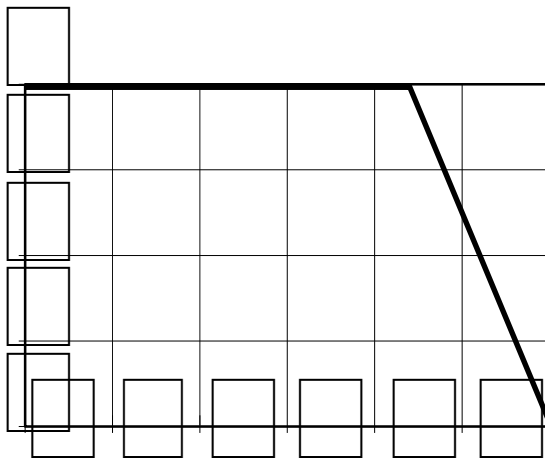
f & XQOHVQRWKBUZLVH



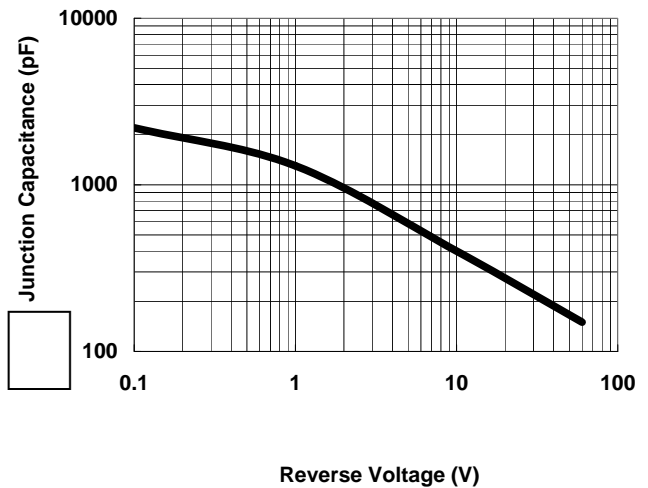
Forward Current Derating Curve



Typical Junction Capacitance Per Diode

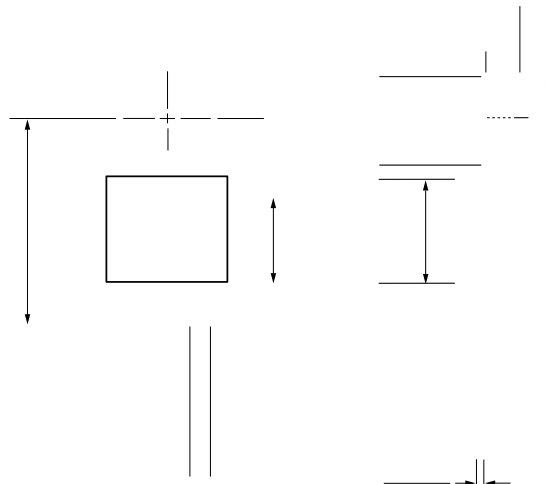


Current Derating, Case



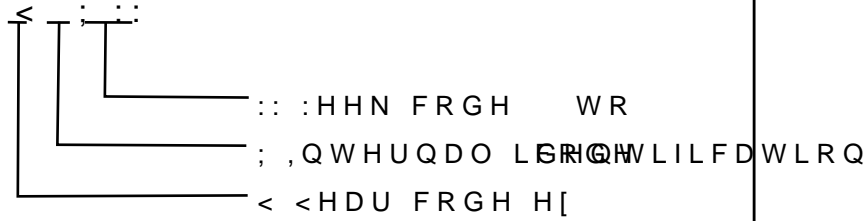
Reverse Voltage (V)

PACKAGE OUTLINE DIMENSIONS



Marking Information

W : Company's trademark
3 U R G X F W T B R 2 0 S 1 0 0 C T or TSR20S100CTF
3 ' & L Q I R U P D W L R Q



Packaging Information

7 X E H ' L P H Q V L R Q V

, Q V L G H % R [

2 X W V L G H % R [

Packaging Information

12	81, ;	7 X E H ' L P H Q V L R
----	-------	-------------------------

iE }