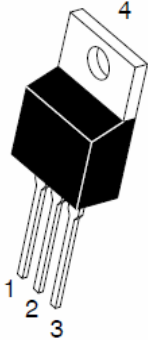
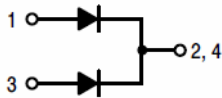


7 UHQFK 026 %DUULHU 6FKRWWN\ 5H

TO-220AB  
TSR60 / OCT



ITO-220AB  
TSR60 / OCTF



Features

- ‡ \$GYDQWUHQFK WHFKQRORJ\
- ‡ /RZRUZDWRGWDJH GURS
- ‡ /RZRZDWRVVHV
- ‡ +LJKILFLHQF\ RSHUDWLRO
- ‡ /HDGH)HLQLVK &R#6OLDQW

Applications

- ‡ '&' &RQYHUWHUV
- ‡ \$&'&\$GDSWRUV
- ‡ 6ZLWFKRZDIXSSOLHV
- ‡ )UHHZKH'HLRQJ

Maximum ratings and electrical characteristics (T<sub>J</sub> = 25°C unless otherwise noted)

3 DUDPHWHU	6 \ PER O	/LPLW	8QLW
0D[LPXPVSHVSHUNYHYURQHW DJH	9550		9
0D[LPXPYHURJH ZDUG UFXEWHIHWG	,) \$9		\$
GHYLFH SHGLRGH			
3HDN IRVZDUEBUUHQW VLKDOHQH ZDYH VXSHULPSRVHGRFSGUJDRVGHG	,)60		\$
2SHUDMXQBDVLRQWRUDJH WHPSHUDW		XUH 06QJH	
7\SLFVQCHUPDO USHVULVQHDQFH	72 %	5§-&	f & <Âlô•yĐ0` ÂR

1RWHV

3XOVH WHV V&XOVH ZLGWK GXW\ F\FOH

3XOVH WHVW 3XOPVH ZLGWK 0

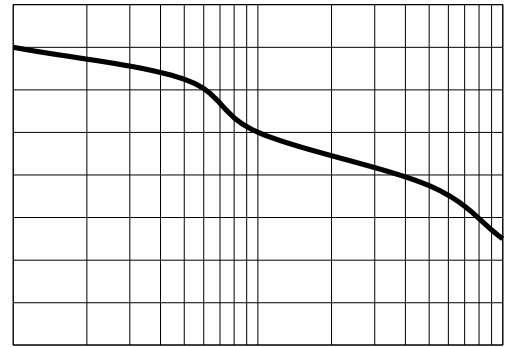
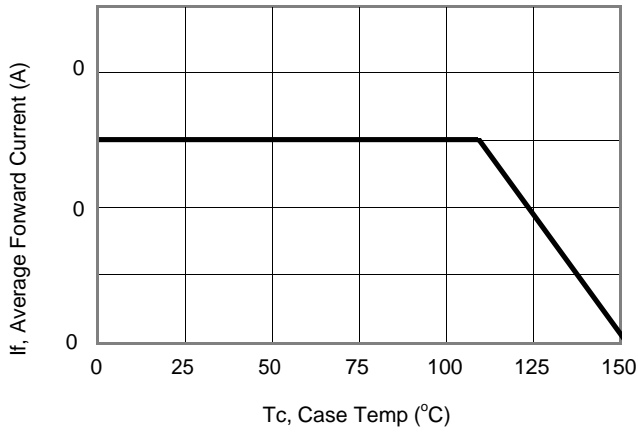
# TSR60 / OCT

# TSR60 / CTF

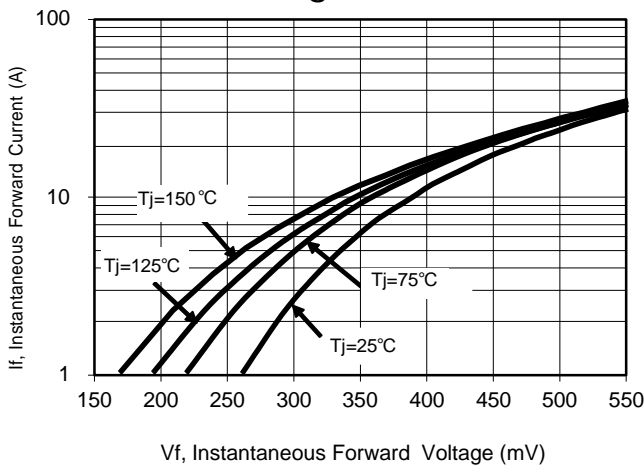
129

## RATINGS AND CHARACTERISTICS CURVES

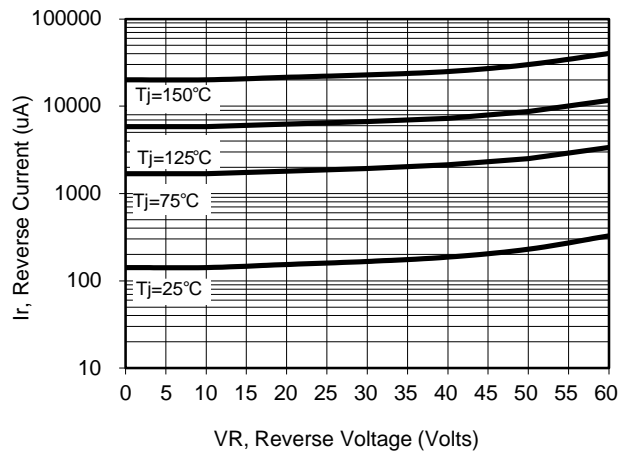
f & X Q O H V Q R W K B U Z L V H



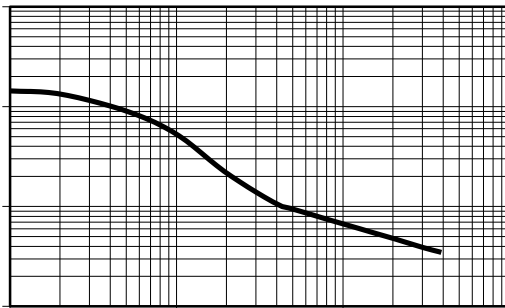
### Current Derating, Case



### Maximum Repetitive Surge Current



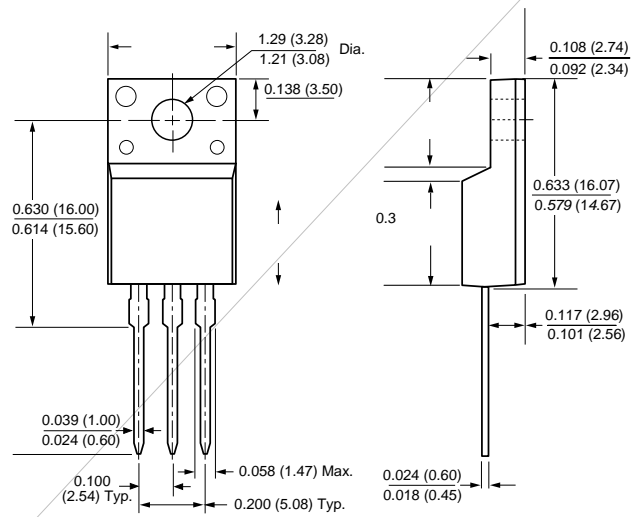
### Typical Forward Voltage



### Typical Reverse Current

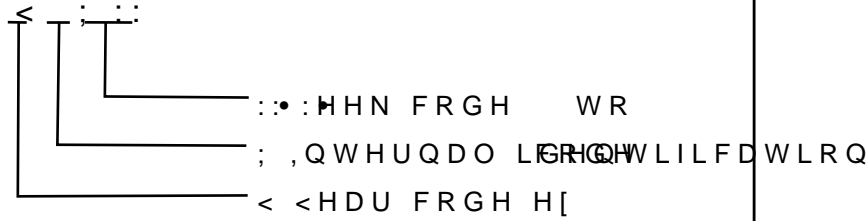
### Typical Junction Capacitance

# PACKAGE OUTLINE DIMENSIONS



**Marking Information**

3URGXFW PRGHO RU 765 / &7)  
3'& LQIRUPDWLRQ



**Packaging Information**

7XEH 'LPHQVLRQV

,QVLGH %R[

2XWVLGH %R[

**Packaging Information**