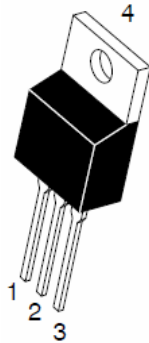


Trench MOS Barrier Schottky Rectifier

TO-220AB
TSR30A150CT



ITO-220AB
TSR30A150CTF

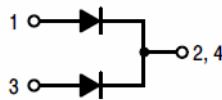


Features

- Advanced trench technology
- Low forward voltage drop
- Low power losses
- High efficiency operation
- Lead Free Finish, RoHS Compliant

Applications

- DC/DC Converters
- AC/DC Adaptors
- Switching Power Supplies
- Freewheeling Diodes



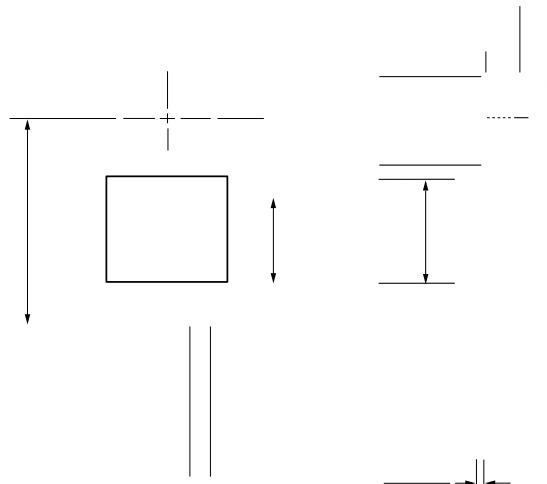
Maximum ratings and electrical characteristics (T_J = 25°C unless otherwise noted)

Parameter		Symbol	Limit		Unit
Maximum repetitive peak reverse voltage		VRRM	10		V
Maximum average forward rectified current	device	IF(AV)	0		A
	per diode				
Peak forward surge current 8.3 ms single half sine-wave superimposed on rated load per diode		IFSM	180		A
Operating junction and storage temperature range		TJ, TSTG	-5 to +150		°C
Typical thermal resistance per leg	TO-220AB	5 § - &	2		°C/W
	ITO-220AB		4		°C/W
Instantaneous forward voltage per diode			TYP.	MAX.	V
	IF=3A	TJ=25°C	0.	0.	
	IF=3A	TJ=125°C	0.	-	
	IF= A	TJ=25°C	0.		
Instantaneous reverse current per diode at rated reverse voltage					µA
					mA

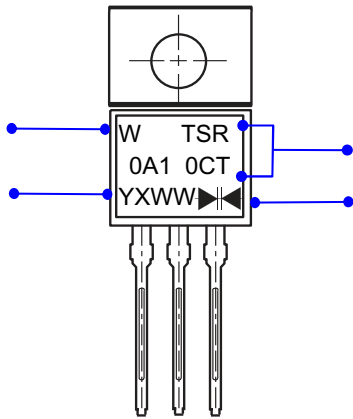
Notes:

3XOVH WHV V\$XOVH ZLGWK GXW\ F\FOH
3XOVH WHVW 3XOP\H ZLGWK 0

PACKAGE OUTLINE DIMENSIONS



Marking Information



W : Company's trademark
Product model : TSR 0A1 OCT


PDC information

Y X WW

WW:Week code(01 to 53)


X:Internal identification code

Y:Year code(ex:0=2020)

TSR  Double wafer

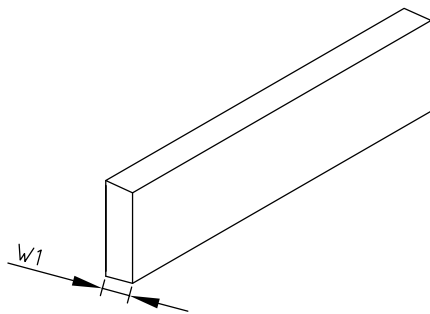
Packaging Information

1.Tube Dimensions



2. Inside Box

3. Outside Box



Packaging Information

NO	UNIT	Tube Dimensions			Inside Box			Outside Box		
		A	B	C	L1	W1	H1	L2	W2	H2
Size	mm	530	7	33	570	46	150	590	260	180
QTY	PCS	50PCS/Tube			Smallest package,1000PCS, 20 tube in total			5,000PCS/carton,5 boxes in total		
Note	Tolerance ≤20mm,±3mm; 21-100mm,±5mm; 101-500mm,±10mm									