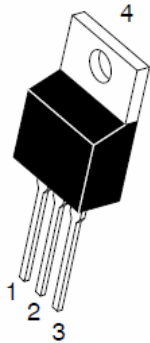
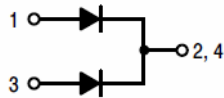


7UHQFK 026 %DUULHU 6FKRWWN\ 5H

TO-220AB
 TSR20V100CT



ITO-220AB
 TSR20V100CTF



Features

- ‡ \$GYDQWUHQFK WHFKQRORJ\
- ‡ /RZRZUZYRQWDJH GURS
- ‡ /RZRZUZYRQVHV
- ‡ +LJKILFLHQF\ RSHUDWLRO
- ‡ /HDGH)HLQLVK &R#6OLDQW

Applications

- ‡ '&' & RQYHUWHUV
- ‡ \$&' & GDSWRUV
- ‡ 6ZLWFKRZHXSSOLHV
- ‡)UHHZKH'HLRQJ

Maximum ratings and electrical characteristics (T_J = 25°C unless otherwise noted)

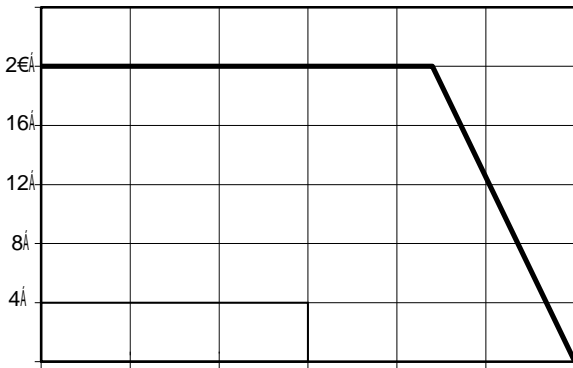
3DUDPHWHU		6\PERO	/LPLW	8QLW
0D[LPXPHSHVSHUNYHYURQHW DJH		9550		9
0D[LPXPHYUDRQJZDUG UFXEWHIHWG	GHYLFH SHGLRGH	,) \$9		\$
3HDN IRVZDUEBUUHQW VLKDOHQH ZDYH VXSHULPSRVHGRFSCGLDRVGHG		,)60		\$
2SHUDMXQEDVLRQWRUDJH WHPSHUDW	XUH 0DQJH	WR		f&
7\SLFVQCHUPDO USHVULVQHDQFH	72 \$% ,72 \$%	5\$-&		f& : f& :
,QVWDQWDQHRRQWRUJZDUG SHGLRGH		9)	7<3	0\$;
	,) \$		7- f&	9
	,) \$		7- f&	
	,) \$		7- f&	
,QVWDQWDQHRXUUSHQWIRQVH UDWHYHYURQHW DJH	7- f&	,5		
	7- f&			P\$

1RWHV

3XOVH WHVVSXOVH ZLGWK GXW\F\FOH

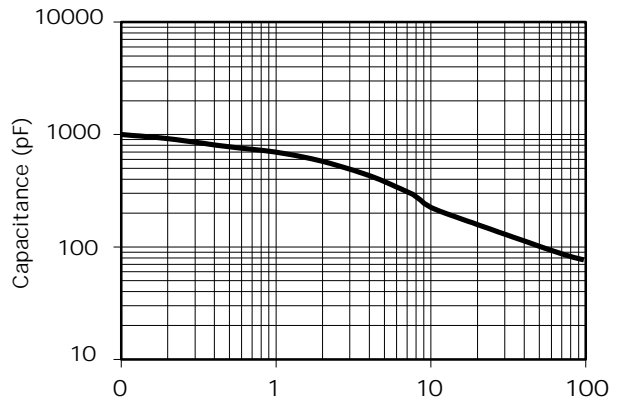
3XOVH WHVW 3XOPVH ZLGWK 0

RATINGS AND CHARACTERISTICS CURVES (TA = 25 °C unless otherwise noted)



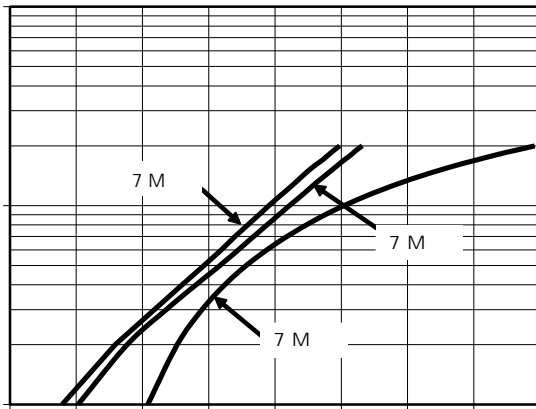
7 F & D V H^R & 7 H P S

Current Derating, Case



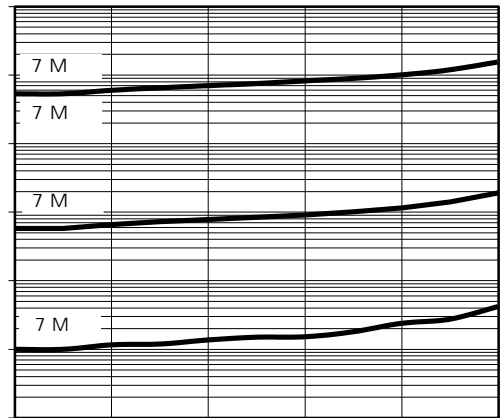
Reverse Voltage (V)

Typical Junction Capacitance



9 I , Q V W D Q W D 9 H R D X W D J I R I U Z P Q J G

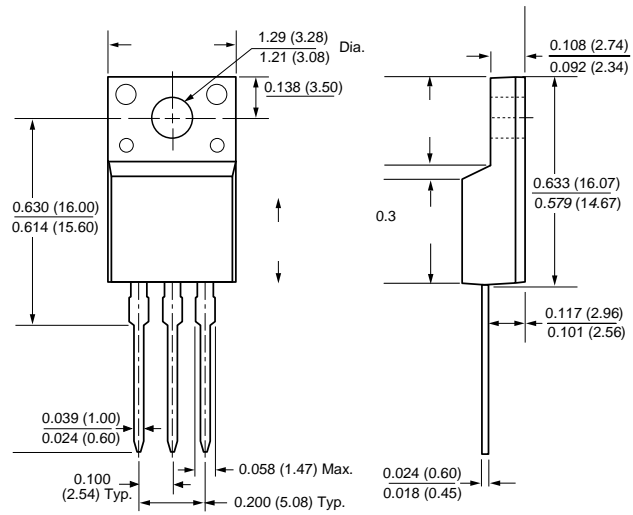
Typical Forward Voltage



9 5 5 H Y H U V H 9 R O W D J H 9 R O W V

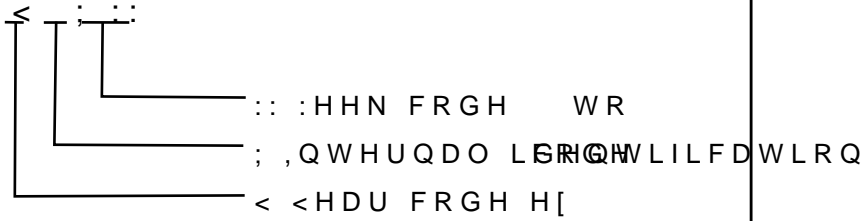
Typical Reverse Current

PACKAGE OUTLINE DIMENSIONS



Marking Information

3 URGXFW 7620V or TSR20V100CTF
3' & LQIRUPDWLRQ



Packaging Information

7XEH 'LPHQVLRQV

,QVLGH %R[

2XWVLGH %R[

Packaging Information

12	81,;	7XEH 'LPHQVLR	,QVLGH	2XWVLGH %R[
----	------	---------------	--------	-------------

6L]H PP \$ % / : + !@ !@ !@ G Ū† iE)