

7 U H Q F K 0 2 6 % D U U L H U 6 F K R W W N \ 5 H

Features

- ‡ \$ G Y D Q W U H G Q F K W H F K Q R O R U \
- ‡ / R Z R U Z D Y R G W D J H G U R S
- ‡ / R Z R Z I O R V V H V
- ‡ + L J H I L F L H Q F \ R S H U D W L R Q
- ‡ / H D G H H L Q L V K & R P 6 O L D Q W

Applications

- ‡ ' & ' & & R Q Y H U W H U V
- ‡ \$ & ' & \$ G D S W R U V
- ‡ 6 Z L W F X R Q H X S S O L H V
- ‡) U H H Z K H H L Q G Q J

Maximum ratings and electrical characteristics (TJ = 25°C unless otherwise noted)

3 D U D P H W H U	6 \ P E R O	/ L P L W	8 Q L W
0 D [L P X P H S H V S H M U N Y Y H Y U R Q W D J H	9 5 5 0		9
0 D [L P X P Y H U D R J U Z D U G U F X F W H I Q W G	,) \$ 9		\$
3 H D N I R U Z D U F S U U H Q W V L Q D O H Q Z D Y H V X S H U L P S Q N C H Q R G			

1 R W H V

3 X O V H W H V S X O V H Z L G W K G X W \ F \ F O H

3 X O V H W H V W 3 X O P W H Z L G W K 0

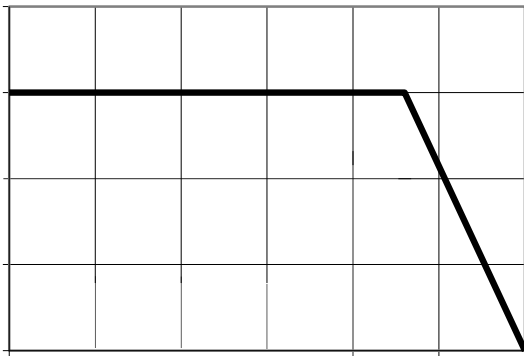


VSP15L80SP

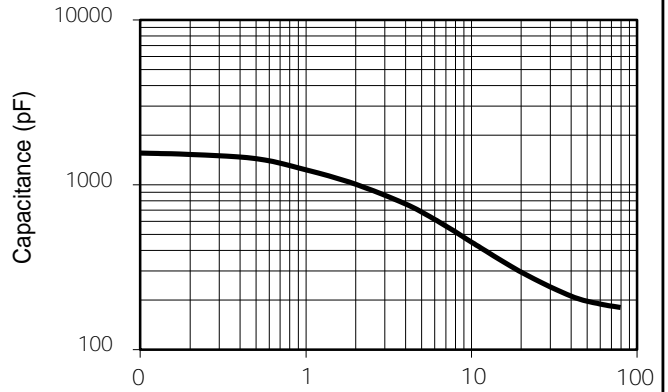
12-NOV-2015

RATINGS AND CHARACTERISTICS CURVES (TA = 25 °C unless otherwise noted)

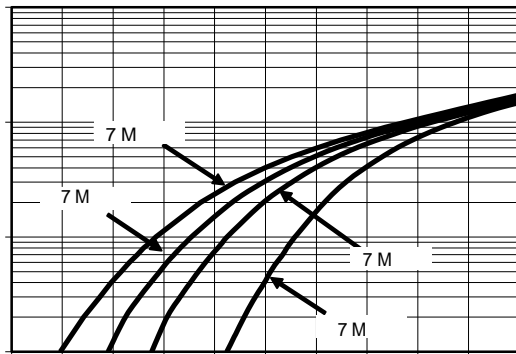
, I \$ Y H U D B H Z D & X G U U \$ Q W




7, / HDG 7 H S



, I , Q V W D Q W R Q Z B X X G U U \$ Q W



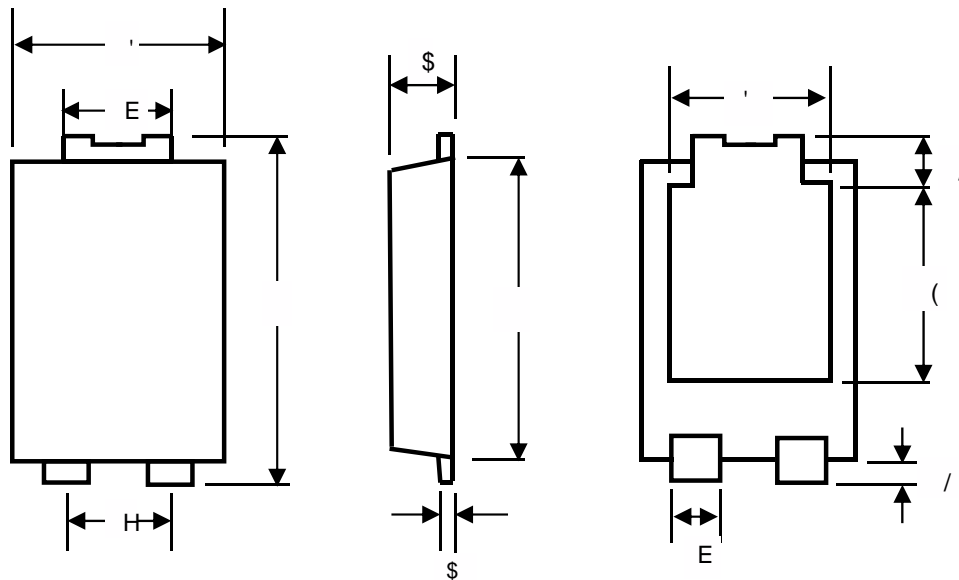
, U 5 H Y H U V H X & X U U H Q W



91 , Q V W D Q W D Q H R X V) R U Z D U G 9 R O W D J H P 9

95 5 H Y H U V H X & X U U H Q W

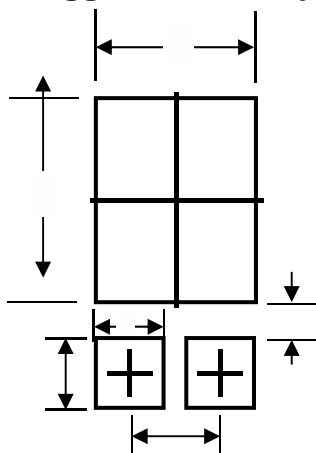
PACKAGE OUTLINE DIMENSIONS



TO-277 mechanical data

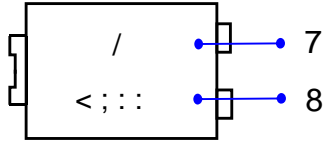
81,7		\$	\$	E	E	'	'	(((/	/
PP	PD[
	PLQ											
PLO	PD[
	PLQ											

7.2 Suggested Pad Layout

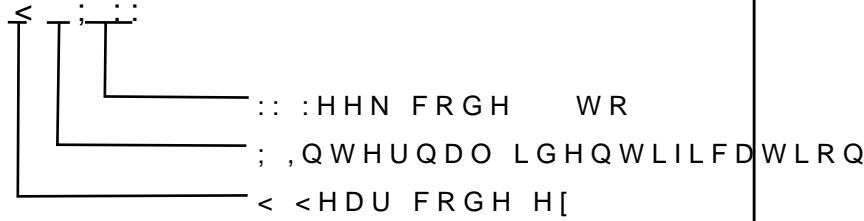


81,7		&	*	;	;		
PP	PLQ						
PLO	PLQ						

Marking Information

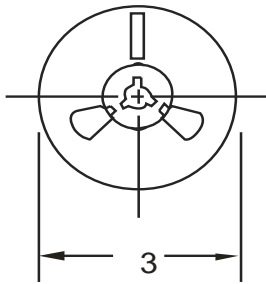


3URGXFW PRGHO 5H3HUU63
WR DV /
83' & LQIRU EDWLRQ

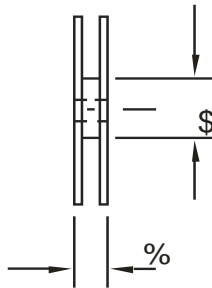


Packaging Information

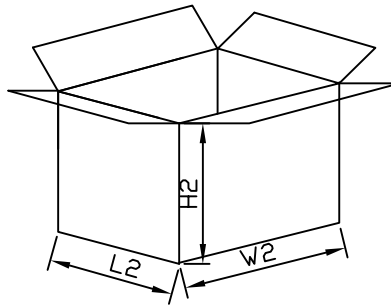
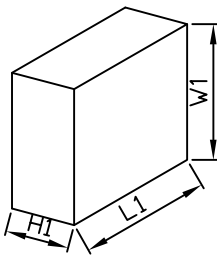
5HHO 'LPHQVLRQV



,QVLGH %R[



2XWVLGH %R[



Packaging Information

12	81,7	5HH'QPHQVLRQV			,QVLGH %R[2XWVLGH %R[
6L]H	PP	&	\$	%	/	:	+	/	:	+
47<	3&6	6PDOOHVW SDFNDJH			3&6 UHHO			3&6 & 6 JFDUWRU WLD DOWR WLD		
1RWH		7ROHUDQFPP" PP			PP" PP			PP" PP		