

7UHQFK 026 %DUULHU 6FKRWWN\ 5H

DO-201AD  
TSA /



Cathode Anode

Features

- ‡ \$GYDQWUHQFK WHFKQRORJ\
- ‡ /RZRZDWRGWDJH GURS
- ‡ /RZRZDWRVVHV
- ‡ +LJHILFLHQF\ RSHUDWLRO
- ‡ /HDGHHLQLVK &RPSOLDQW

Applications

- ‡ '&' &RQYHUWHUV
- ‡ \$&'&GDSWRUV
- ‡ 6ZLWFKRZHS SOLHV
- ‡ )UHHZKHHLRGRJ

Maximum ratings and electrical characteristics (T<sub>J</sub> = 25°C unless otherwise noted)

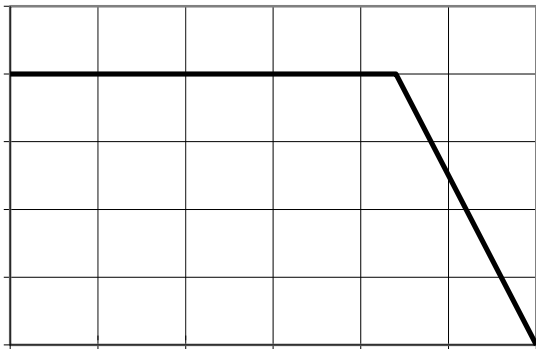
3DUDPHWHU		6\PERO	/LPLW	8QLW
0D[LXPXPHSHVSHUNYHYURQWDJH		9550		9
0D[LXPYPYHURJHZDUG UFXEWHIQWG		,) \$9		\$
3HDN IRVZDUEBUUHQW VLQDQHQZDYH VXSHULPSEUHQHRSGLRGH		,) 60		\$
2SHUDMXQEDQGRQWRUDJH WHPSHUDW		X0H767°C	JH 5 WR	f &
7\SLFVQCHUPDO USHVULVQHDQFH		'2 \$'	5\$-&	f & :
,QVWDQWDQHRROWRDUZDUG SHGLRGH		9)	7 < 3	0\$;
	,) \$		7- f&	
	,) \$		7- f&	9
,QVWDQWDQHRXUUSHQHRCWH UDWHYHYURQWDJH		,5		X\$
			7- f&	P\$

1RWHV

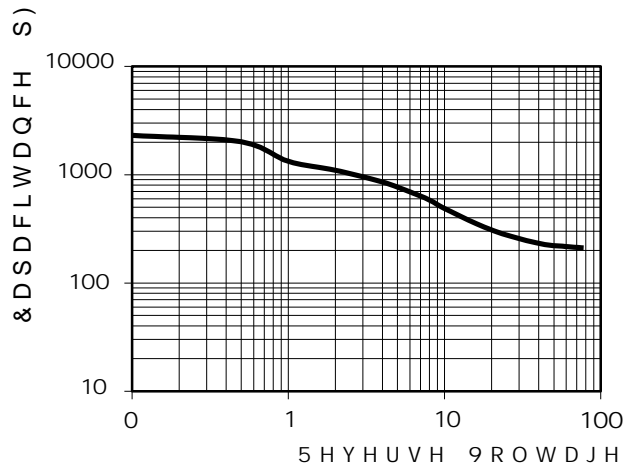
3XOVH WHVVSXOVH ZLGWK GXW\F\FOH

3XOVH WHVW 3XOPH ZLGWK 0


**RATINGS AND CHARACTERISTICS CURVES** (TA = 25 °C unless otherwise noted)



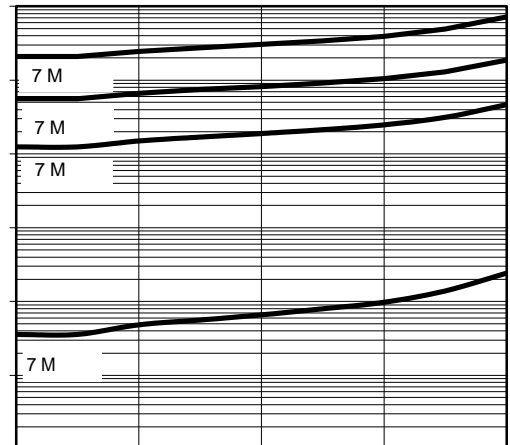
7F & DVH 78 HPS  
 Current Derating, Case



Typical Junction Capacitance



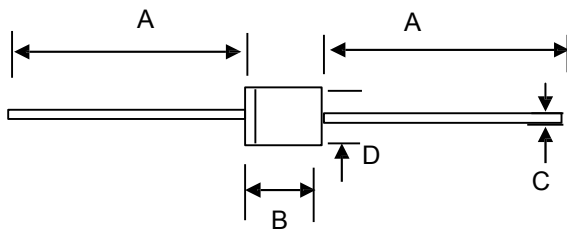
9I Q,VWDQWDQHRXV )RUZDUG 9ROWDJH P9  
 Typical Forward Voltage



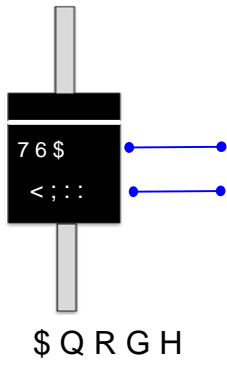
Typical Reverse Current

**PACKAGE OUTLINE DIMENSIONS**

**DO-201AD**



				C	
				1.4	
				1.1	
				5.1	



73URGXFW P@GH0  
83' & LQIRUPDWLRQ

